


////////////////////

BIOSECURITY GUIDANCE FOR INFECTIOUS DISEASES

////////////////////


YOU CAN PROTECT YOUR DONKEY FROM MANY DISEASES:




Keep your healthy donkey/ mule away from other donkeys/ mules/horses as they may be sick – avoid going to market.



If you or your family go near other donkeys/mules/horses it is important to wash your clothes, footwear and hands before going near your own donkey/mule.



Try not to overwork or stress your donkey/mule as it will become more likely to suffer the disease. Old, young and weak donkeys/ mules are most vulnerable.



If new donkeys/mules/horses come to your area try to keep them away from other animals for 14 days to make sure that they are not infected before mixing with your donkey/mule.



If your donkey/mule starts to show signs of weakness, tiredness, coughing, runny nose and runny eyes, rest and isolate it immediately and seek professional advice. Your donkey/mule should have access to clean water and plentiful forage for a quick recovery.



Be aware that the movement of live donkeys, mules and horses or their products will put your donkeys (and other equids) at risk.





GUIDANCE FOR BIOSECURITY



PROTECTING YOUR DONKEYS, MULES AND HORSES FROM MOST DISEASES.

Many diseases are spread by animals touching each other, or by an animal touching or sniffing the mouth, nose, open wounds or faeces of infected animals. Infections can remain on the ground, in the animal's drinking water, on equipment and on people.

Some simple steps will help to reduce the risk of your donkey catching diseases from other donkeys.

Try to:

1. Keep your healthy donkey away from groups of equines and areas where they may gather. Other donkeys may be sick and pass it on to your donkey. If you need to take your donkey to a market or water hole it may be better to keep them slightly away and carry the containers the short distance between them. Bring water for drinking to your donkey and don't let it drink out of a trough or water hole with donkeys and horses that might be infected. Make sure water containers are kept clean.
2. Clean and wash your clothes, shoes and your hands if you have been near other donkeys and horses so that you do not bring infection back to your donkey.
3. If your donkey is overworked or stressed they are more likely to catch a disease and get very sick or die. Give your donkey periods to rest and give enough time to eat and drink. Eating and drinking moderately during work will not cause colic.
4. If new donkeys or horses come to your village or community keep them away from all the other animals for around 14 days. If they are infected with some diseases, they will become sick during this time and you will know before they infect other donkeys.
5. If you think that your donkey is sick and has a disease, keep it away from other donkeys so that it doesn't infect others and rest it with plenty of food, water and shade from the hot sun.
6. Try to keep your donkey under shelter to avoid biting insects. Flies and other biting insects can spread infection.
7. Make sure harness (especially bridles) are kept clean and not shared between animals.

These actions will not stop your donkey catching a disease but will reduce the risk and give it a better chance of recovery.

Consider calling your local animal health worker or vet to examine and provide treatment for sick donkeys. In some cases, medicines will improve the chances of recovery.

Be aware that too many movements of donkeys and horses and their products will put your animals at risk.



INTERNATIONAL COALITION FOR WORKING EQUIDS



BROOKE
ACTION FOR WORKING
HORSES AND DONKEYS



SPANNA



**THE DONKEY
SANCTUARY**



WorldHorseWelfare